

SPECIFICATION

Dehler  **42**



TECHNICAL DATA

LOA	12.84 m / 42' 2"
HULL LENGTH	12.42 m / 40' 9"
LWL	11.50 m / 37' 9"
BEAM	3.91 m / 12' 10"

DRAUGHT	
standard	2.15 m / 7' 1"
L-keel medium	2.16 m / 7' 1"
competition	2.38 m / 7' 10"
shallow keel	1.98 m / 6' 6"

BALLAST	
standard	3.00 t / 6,614 lbs
L-keel medium	3.00 t / 6,614 lbs
competition	2.60 t / 5,732 lbs
shallow keel	3.25 t / 7,165 lbs

DISPLACEMENT	
standard	9.10 t / 20,062 lbs
L-keel medium	9.20 t / 20,282 lbs
competition	8.70 t / 19,180 lbs
shallow keel	9.50 t / 20,943 lbs

ENGINE APPROX.	Diesel 29 PS / hp
-----------------------	-------------------

FRESH WATER	approx. 295 l / 77.93 gal
--------------------	---------------------------

FUEL TANK	approx. 160 l / 42.27 gal
------------------	---------------------------

MAST ABOVE WL	
standard	19.50 m / 63' 12"
competition	20.25 m / 66' 4"

TOTAL SAIL AREA	
standard	91.80 m² / 988 sq ft
competition	95.30 m² / 1,026 sq ft

MAIN SAIL	
standard	52.30 m² / 563 sq ft
competition	54.00 m² / 581 sq ft

FURLING JIB 105%	
standard	39.50 m² / 425 sq ft
competition	41.30 m² / 445 sq ft

SPINNAKER	
competition	142.40 m² / 1,533 sq ft

GENNAKER	
standard	122.20 m² / 1,315 sq ft
competition	145.00 m² / 1,561 sq ft

FREERIDE	
standard	93.00 m² / 1,001 sq ft
competition	95.00 m² / 1,023 sq ft

RIG	
standard	I 16.44 m / 53' 11"
	J 4.63 m / 15' 2"
	P 16.10 m / 52' 10"
	E 5.70 m / 18' 8"
competition	I 16.90 m / 55' 5"
	J 4.63 m / 15' 2"
	P 16.90 m / 55' 5"
	E 5.80 m / 19' 0"

CE CERTIFICATE	A - 10
-----------------------	--------

DESIGN	judel/vrolijk & co.
---------------	---------------------

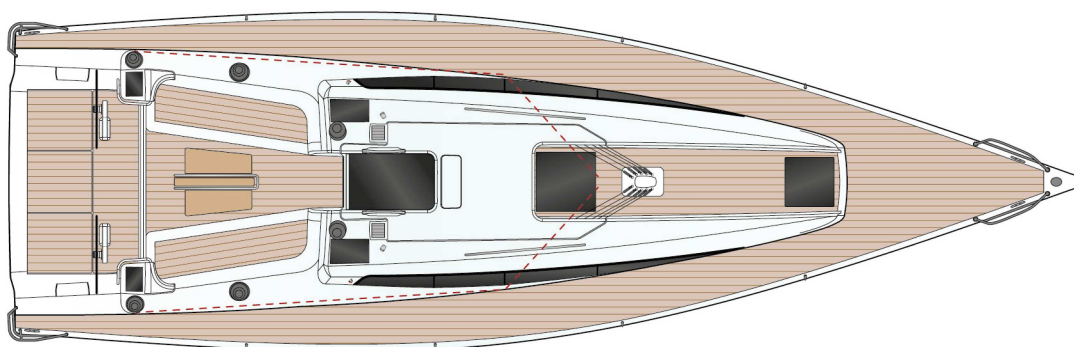
INTERIOR	Dehler
-----------------	--------

All measurements/figures are approximate. Errors and omissions excepted. Specification and material can be changed without notice. Valid from 2023.01.01 for deliveries until 2024.06.30.

DECK AND INTERIOR LAYOUTS

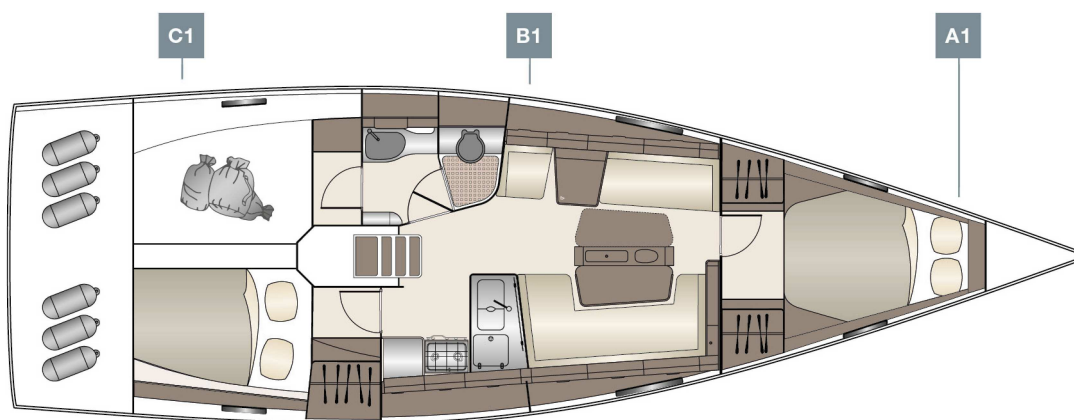
Dehler  **42**

DECK LAYOUT

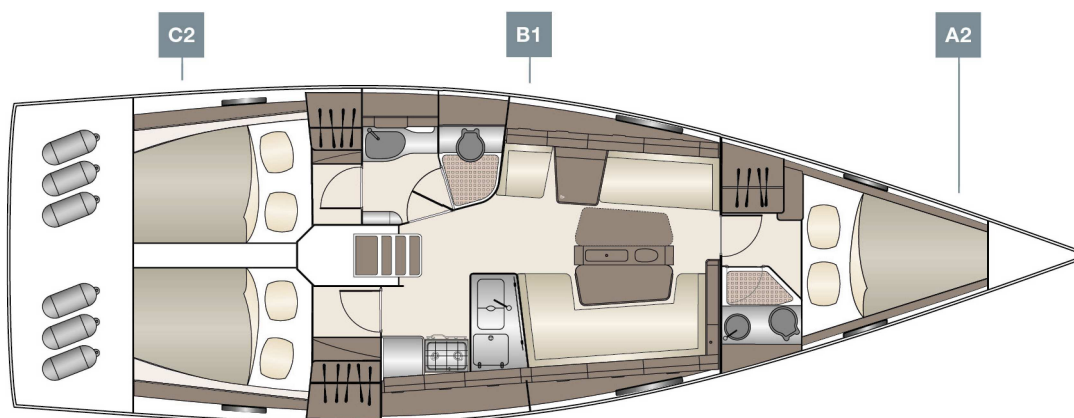


INTERIOR LAYOUT

STANDARD



OPTION



HULL

- 6 hull windows (3 each side)
- GRP hull, isophthalic gelcoat, colour: Signal White (RAL 9003), 1st layer vinylester resin with PVC foam core built in vacuum infusion
- Waterline and cove line, isophthalic gelcoat, colour: Dark Blue (RAL 5004)

KEEL

- T-keel, cast iron, standard draft: 2.15 m
- GRP rudder with sea-water resistant aluminium shaft and selfaligning bearings

LAYOUT & INTERIOR

- A1: Master cabin with double V-berth, hanging locker and shelves
- B1: Saloon with L-galley, dining area on stb and sofa with sliding chart table on port - separate head with shower stall on port
- C1: Aft cabin with double berth, locker and storage on stb, large storage space on port with entrance from head
- 2-burner gas stove, waste bin, 12 V fridge approx. 130 l, double stainless steel sink with mixing tab
- Interior furniture in high quality marine plywood, satin varnish
- Dehler companionway closing system
- Saloon table, folding with stowage
- Worktop in galley, White
- SLS - Scenario light system touch screen controller with dimmer for saloon

WOOD (FURNITURE, FLOORBOARD)

- Furniture - Mahogany
- Floorboard - Australian Acacia

UPHOLSTERY

- Mattresses for all berths
- Upholstery - Baltic, colour: creme
- Upholstery - Piping (colour selection)

DECK & OUTSIDE EQUIPMENT

- GRP deck with antislip surface, isophthalic gelcoat, colour: Signal White (RAL 9003), 1st layer vinyl ester resin with balsa sandwich core.
- Cockpit locker on port, stern lockers on port and stb, anchor locker at bow.
- Cockpit bottom, gelcoat colour: Signal White (RAL 9003)
- Teak on coach roof
- Teak on cockpit benches
- Twin wheel steering system with emergency tiller
- 2 stainless steel steering wheels with leather cover
- Pulpit and pushpit, stainless steel
- Railing, incl. stanchions and stainless steel wire
- Halyards and control lines with organizers and jammers on coach roof, 4 retractable mooring cleats, handrails on coach roof
- 2 LEWMAR 45 Race manual halyard winches
- 2 LEWMAR 45 Race manual secondary winches
- 2 LEWMAR 45 Race manual mainsheet winches
- Swimming ladder

- Life raft storage
- Rub rail, aluminium
- Bow fitting with anchor roller
- Genoa tracks, incl. cars, adjustable from cockpit
- German mainsheet system with adjustable traveller
- 4 deck hatches - openable, anchor locker hatch
- 6 deck coach roof windows - openable, portlights in cockpit sides for aft cabins

RIG & SAILS

- Rig, anodized aluminium, keel stepped incl.: dyform rigging, running rigging, kicker, manual jib furler below deck, "Dehler Quick Reefing System", manual backstay tensioner
- QUANTUM AC5 performance sails - full battened, triradial, main and jib
- Dyneema halyards for main and jib

NAVIGATION & INSTRUMENTS

- 2 illuminated compasses at steering pedestal
- Navigation lights - LED

PROPULSION

- Fuel tank, approx. 160 l
- Engine (Diesel, approx. 29 hp) - saildrive, 2 blade folding propeller

EQUIPMENT

- 12 V and 230 V electric system with main panel, 12 V and 230 V socket and 230 V shore power.
- AGM battery set - capacity: Starter battery: 1 x 90 Ah, service battery: 1 x 160 Ah
- Country Version: EU / AUS
- Battery charger 35 A
- Manual toilet with sea water flush - cabin layout B
- Shower unit in cockpit, warm-/coldwater
- LPG gas system, stowage for 1 bottle
- Manual and electric bilge pump
- Black water system (appr. 35 l) with deck extraction and seacock for head
- Fresh water system with electric pump and 20 l hotwater, heated also by main engine
- Fresh water tank, appr. 295 l

SHIPPING & TRANSPORT

- CE - Certificate cat. A - 10
- Owners manual
- EC - Type Examination Certificate