

# SPECIFICATION

**Dehler**  **38 SQ**



## TECHNICAL DATA

<b>LOA</b>	12.07 m / 39' 7"
<b>HULL LENGTH</b>	11.30 m / 37' 1"
<b>LWL</b>	10.40 m / 34' 1"
<b>BEAM</b>	3.75 m / 12' 4"

<b>DRAUGHT</b>	
standard	2.03 m / 6' 8"
competition	2.24 m / 7' 5"
shallow keel	1.60 m / 5' 3"

<b>BALLAST</b>	
standard	2.38 t / 5,247 lbs
competition	2.05 t / 4,508 lbs
shallow keel	2.75 t / 6,062 lbs

<b>DISPLACEMENT</b>	
standard	7.50 t / 16,534 lbs
competition	7.00 t / 15,432 lbs
shallow keel	7.60 t / 16,755 lbs

<b>ENGINE APPROX.</b>	Diesel 29 PS / hp
-----------------------	-------------------

<b>FRESH WATER</b>	approx. 295 l / 77.93 gal
--------------------	---------------------------

<b>FUEL TANK</b>	approx. 160 l / 42.27 gal
------------------	---------------------------

<b>MAST ABOVE WL</b>	
standard & alu	17.70 m / 58' 1"
carbon	17.80 m / 58' 5"

<b>TOTAL SAIL AREA</b>	
standard	77.90 m <sup>2</sup> / 839 sq ft
competition alu	84.50 m <sup>2</sup> / 910 sq ft
competition carbon	85.25 m <sup>2</sup> / 918 sq ft

<b>MAIN SAIL</b>	
standard	42.80 m <sup>2</sup> / 461 sq ft
competition alu	49.40 m <sup>2</sup> / 532 sq ft
competition carbon	49.34 m <sup>2</sup> / 531 sq ft

<b>JIB</b>	
standard	35.10 m <sup>2</sup> / 378 sq ft
competition alu	35.10 m <sup>2</sup> / 378 sq ft
competition carbon	35.91 m <sup>2</sup> / 387 sq ft

<b>SPINNAKER</b>	
competition	101.70 m <sup>2</sup> / 1,095 sq ft

<b>GENNAKER</b>	
standard	103.70 m <sup>2</sup> / 1,116 sq ft
competition	121.00 m <sup>2</sup> / 1,302 sq ft

<b>FREERIDE</b>	82.10 m <sup>2</sup> / 884 sq ft
-----------------	----------------------------------

<b>RIG</b>	
standard	I 15.07 m / 49' 5"
	J 4.36 m / 14' 4"
	P 14.50 m / 47' 7"
	E 5.20 m / 17' 1"

<b>CE CERTIFICATE</b>	A - 6
-----------------------	-------

<b>DESIGN</b>	judel/vrollijk & co.
---------------	----------------------

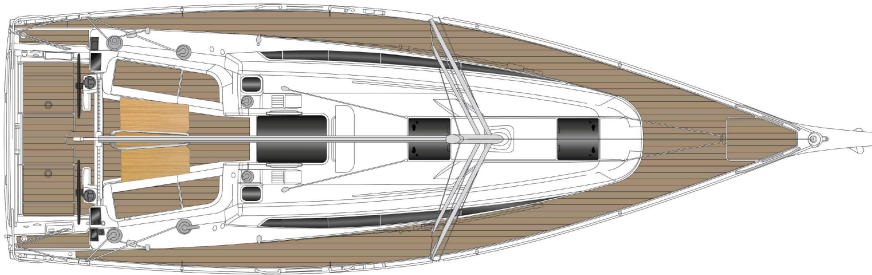
<b>INTERIOR</b>	Dehler
-----------------	--------

All measurements/figures are approximate. Errors and omissions excepted. Specification and material can be changed without notice. Valid from 2023.01.01 for deliveries until 2024.12.31.

# DECK AND INTERIOR LAYOUTS

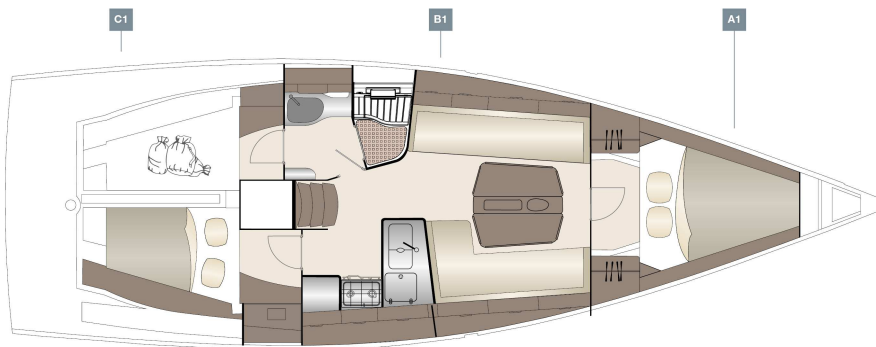
**Dehler**  **38 SQ**

DECK LAYOUT

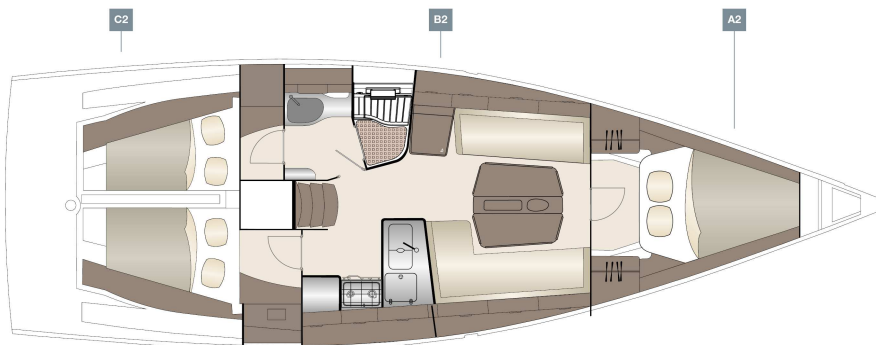


INTERIOR LAYOUT

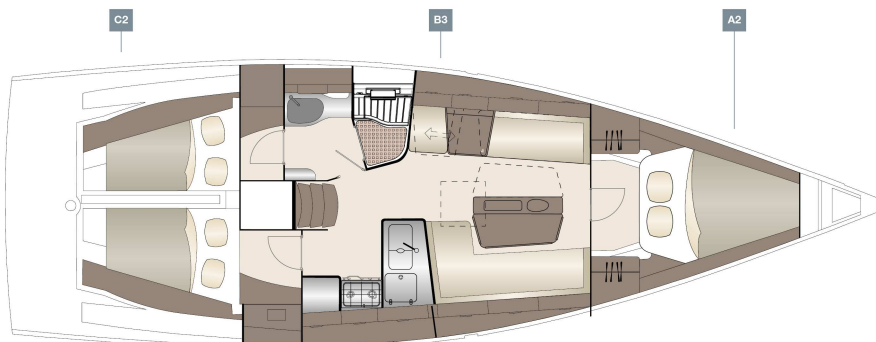
STANDARD



OPTION



OPTION



# STANDARD SPECIFICATION

## HULL

- 6 hull windows (3 each side)
- GRP hull, isophthalic gelcoat, colour Signal White (RAL 9003), 1st layer vinyl ester resin and balsa sandwich laminat
- Waterline and cove line, isophthalic gelcoat, colour: Dark Blue (RAL 5004)

## KEEL

- L-keel, cast iron, standard draft: 2.03 m
- GRP rudder with sea-water resistant aluminium shaft and selfaligning bearings

## LAYOUT & INTERIOR

- A1: Master cabin with double V-berth, hanging locker and shelves
- B1: Saloon with L-galley, dining area on stb and long sofa on port - separate head on port with "Dehler Uni Door System" to shower stall
- C1: Aft cabin with double berth, locker and storage on stb, large storage space on port with entrance from head
- 2-burner gas stove, waste bin, 12 V fridge approx. 130 l, double stainless steel sink with mixing tab
- Interior furniture in high quality marine plywood, satin varnish
- Dehler companionway closing system
- Saloon table, folding with stowage
- Worktop in galley, Off White
- SLS - Scenario light system touch screen controller with dimmer for saloon

## WOOD (FURNITURE, FLOORBOARD)

- Furniture - Mahogany
- Floorboard - Australian Acacia

## UPHOLSTERY

- Mattresses for all berths
- Upholstery - Baltic, colour: creme
- Upholstery Piping (colour selection)

## DECK & OUTSIDE EQUIPMENT

- GRP deck with antislip surface, isophthalic gelcoat, colour: Signal White (RAL 9003), 1st layer vinyl ester resin with balsa sandwich core. Cockpit locker on port, stern locker on port and stb, anchor locker at bow.
- Teak on cockpit benches
- Twin wheel steering system with emergency tiller
- 2 stainless steel steering wheels with leather cover
- Pulpit and pushpit, stainless steel
- Railing, incl. stanchions and stainless steel wire
- Halyards and control lines with organizers and jammers on coachroof, 4 retractable mooring cleats, handrail on coach roof
- 2 LEWMAR 40 Race manual halyard winches
- 2 LEWMAR 45 Race manual secondary winches
- 2 LEWMAR 40 Race manual mainsheet winches
- Swimming ladder
- Rub rail, aluminium
- Helmsman footrests, foldable
- Composite bowsprit with integrated anchor fitting

- Genoa tracks, incl. cars adjustable from cockpit
- German mainsheet system with adjustable traveller
- 4 deck hatches - openable, anchor locker hatch
- 6 deck coach roof windows - openable

## RIG & SAILS

- Rig, anodized aluminium, keel stepped incl.: dyform rigging, running rigging, kicker, manual jib furler, "Dehler Quick Reefing System", manual backstay tensioner
- QUANTUM AC5 performance sails - full battened, triradial, main and jib

## NAVIGATION & INSTRUMENTS

- 2 illuminated compasses at steering pedestal
- Navigation lights - LED

## PROPULSION

- Fuel tank, approx. 160 l
- Engine (Diesel, approx. 29 hp) - saildrive, 2 blade folding propeller

## EQUIPMENT

- 12 V and 230 V electric system with main panel, 12 V and 230 V socket and 230 V shore power.
- AGM battery set - capacity: Starter battery: 1 x 90 Ah, service battery: 1 x 160 Ah
- Country Version: EU / AUS
- Battery charger 35 A
- Manual toilet with sea water flush
- Shower unit in cockpit, warm-/coldwater
- LPG gas system, stowage for 1 bottle
- Manual and electric bilge pump
- Blackwater system (appr. 35 l) with deck extraction and seacock for head
- Fresh water system with electric pump and 20 l hotwater, heated also by main engine
- Fresh water tank, appr. 295 l

## SHIPPING & TRANSPORT

- CE - Certificate cat. A - 6 / B - 10 / C - 14
- Owners manual
- EC - Type Examination Certificate