

# SPECIFICATION



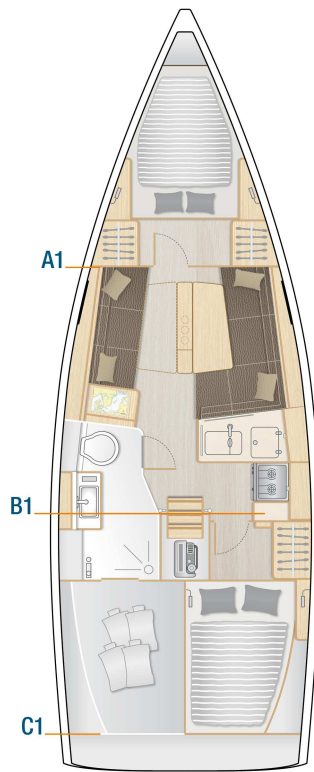
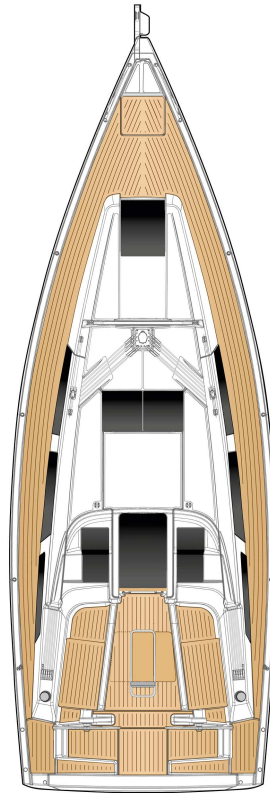
## Technical Details

LOA		10.40 m	34' 1"
Hull length		9.99 m	32' 9"
LWL		9.55 m	31' 4"
Beam		3.50 m	11' 6"
Draft			
shallow keel		1.55 m	5' 1"
L-keel, medium		1.95 m	6' 5"
Displacement			
shallow keel	approx.	6.70 t	14,771 lbs
L-keel, medium	approx.	6.56 t	14,462 lbs
Engine Diesel			
standard	approx.	21.00 PS	21.00 hp
option	approx.	29.00 PS	29.00 hp
Fuel tank	approx.	160 l	42 gal
Fresh water	approx.	230 l	57 gal
CE Certificate		B - 8	
Design		judel / vrolijk & co	
Interior		HanseYachts Design	

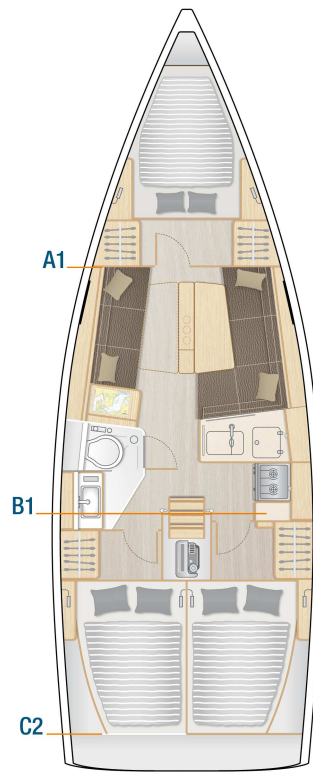
Mast length above WL	approx.	16.25 m	53' 4"
Total sail area	approx.	58.50 m <sup>2</sup>	630 sq ft
Main sail			
standard	approx.	35.50 m <sup>2</sup>	382 sq ft
furling	approx.	28.00 m <sup>2</sup>	318 sq ft
Self-tacking jib	approx.	23.00 m <sup>2</sup>	248 sq ft
Crossover	approx.	48.90 m <sup>2</sup>	526 sq ft
Gennaker	approx.	81.60 m <sup>2</sup>	878 sq ft

# 348

All measurements/figures are approximate. Errors and omissions excepted. Specification and material can be changed without notice. Valid from 2020.07.01.



Standard



Option

**HULL**

- 2 hull windows (1 each side)
- GRP hull, isophthalic gelcoat, colour Signal White (RAL 9003), 1st layer vinyl ester resin and solid laminat
- Waterline and cove line, isophthalic gelcoat, colour: Dark Grey (RAL 7043)

**KEEL**

- L-keel, cast iron, draft: 1.95 m
- GRP rudder with sea-water resistant aluminium shaft and selfaligning bearings

**LAYOUT & INTERIOR**

- A1: Master cabin with double V-berth and storage space
- B1: Saloon with L-galley, dining area on stb and sofa on port
- C1: Aft cabin with double berth and storage space on stb, utility room on port - separate head with shower stall on port
- 2-burner gas stove, 12 V fridge approx. 130 l, waste bin, double stainless steel sink with mixing tab
- Interior furniture in high quality marine plywood, satin varnish
- Hanse companionway closing system
- Saloon table, folding with stowage
- Worktop in galley - Black Quartz

**WOOD (FURNITURE, FLOORBOARD)**

- Furniture - Mahogany Style, Satin Varnish
- Cupboard fronts in wood colour
- Floorboard - Acacia

**UPHOLSTERY**

- Mattresses for all berths
- Upholstery - Monte Carlo, colour: Cream

**DECK & OUTSIDE EQUIPMENT**

- GRP deck with antislip surface, isophthalic gelcoat, colour: Signal White (RAL 9003), 1st layer vinyl ester resin with balsa sandwich core. Cockpit lockers on port and stb, anchor locker at bow.
- Teak on cockpit benches
- Twin wheel steering system with emergency tiller
- 2 stainless steel steering wheels with leather cover
- Pulpit and pushpit, stainless steel

- Railing, incl. stanchions and stainless steel wire
- Halyards and control lines with organizers and jammers on coach roof, 4 mooring cleats, handrails on coach roof, bow anchor fitting with teakstep
- 2 LEWMAR 40 ST EVO manual halyard winches
- Swimming ladder
- Self tacking jib system
- Mainsheet system
- 5 deck hatches - openable, anchor locker hatch, stowage on coach roof with acrylic glass hatch
- 6 deck coach roof windows, acrylic glass next to companionway

**RIG & SAILS**

- Rig, anodized aluminium, deck stepped, with kicker, standing and running rigging and 2 reefs
- Manual jib furler
- QUANTUM Dacron sails - full battened, main and jib

**NAVIGATION & INSTRUMENTS**

- Illuminated compass
- Navigation lights - LED

**PROPULSION**

- Fuel tank, approx. 160 l
- Engine (Diesel, approx. 21 hp) - saildrive, 2-blade fix propeller

**EQUIPMENT**

- 12 V and 230 V electric system with main panels and 230 V shore power and sockets
- AGM battery set, capacity: 1x 90 Ah + 1x 160 Ah AGM
- Country Version: EU / AUS
- Battery charger 35 A
- Manual toilet with sea water flush
- LPG gas system, stowage for 1 gas bottle
- Black water system (appr. 35 l) with deck extraction and seacock for head, electric and manual bilge pump
- Fresh water system with electric pump
- Fresh water tank, appr. 210 l

**SHIPPING & TRANSPORT**

- CE - Certificate cat. B - 8
- Owners manual
- EC - Type Examination Certificate